



**POLICE**



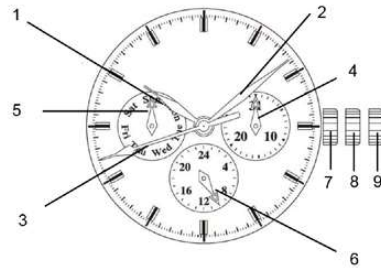
**THE  
BATMAN**



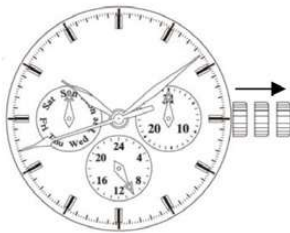
**VH63**

# USER MANUAL

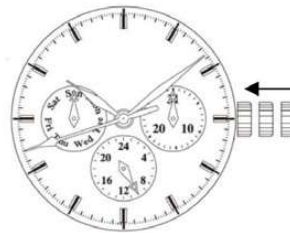
ENGLISH



1. Hour hand
2. Minute hand
3. Second hand
4. Date indicator
5. Day indicator
6. 24 hour indicator
7. Crown at normal position
8. First click : Date setting (quick change function)
9. Second click : Time setting



1. Pull out the crown to the second click when the second hand is at the 12 position. Rotate the crown to set the day of the week. Turn the crown to set the hour hand and minute hand to the correct time.



2. Push the crown back to the normal position in accordance with a time signal



3. Pull out the crown to the first click. Turn the crown counter-clockwise to set the date.



4. Push the crown back to the normal position.

Do not set the date between 10:00PM and 2:00AM, otherwise the date may not change properly. If it is necessary to set the date during that time period, firstly change the time to any time outside it and set the date, and then reset the correct time.

